



Q.U.I.C.K. Thinking

Question • Use • Important • Curious • Know

Get students engaged through this powerful strategy for learning new concepts. Students watch a video prepared by the teacher twice, pausing the second time to think and write ideas in specific categories. This activity is designed to get students recalling important details, finding relevance, and activating curiosity, all while learning new concepts. Great for learning new concepts in humanities, science, and math.



ESTIMATED TIME 15–20 min.



BEST FOR Student Learning



LEVEL Elementary, Middle School, High School



INSTRUCTIONAL SKILLS Identifying key details, summarizing information, making inferences

GET STARTED

- Upload or record video content in **Teams by Swivl** with relevant instructional material (i.e. includes concepts you want students to learn and/or explore).
Tip: for the best learning experience, use videos of 10 minutes or less
- Add a comment at the beginning of the video instructing students to watch the video all the way through the first time. Copy/paste/modify the following as needed: “Watch this video all the way through the first time. Then, watch it again. The second time, pause the video at each comment and follow the directions.”
- Add five time-stamped comments interspersed throughout the video. Each comment should say the same thing: “Pause here and write ONE idea on your Q.U.I.C.K. thinking worksheet. You may choose any box. Once you have written one idea, you may resume playing the video”.

DIRECTIONS

- ① Student watches assigned video recording once all the way through without stopping
- ② Student watches assigned video recording again, pausing at each comment
- ③ At each pause, student reflects on what they have seen/heard in the video so far and records responses on Q.U.I.C.K thinking worksheet. Student may record ideas in any order as long as they complete one box at each pause point.

STRATEGY ALTERNATIVES









At each pause of the video, ask a specific question for students to answer. Instead of writing on the Q.U.I.C.K. worksheet, students will use a plain sheet of paper and write responses to each question in order it was asked.



Q.U.I.C.K. Thinking Worksheet

Name: _____ Date: _____

Directions: Watch the assigned video at least once all the way through without stopping. Then, rewatch the video. This time, at each comment, pause the video and fill in at least ONE of the boxes below as you reflect on what you are hearing/seeing.

Look for–	Write your responses below.
One QUESTION you have 	
Something you learned that you can USE this week 	
Most IMPORTANT detail 	
Something you are CURIOUS about and want to further explore 	
One important fact that you KNOW now 